



# FIRST NINE MONTHS OF 2021

Presentation by CEO Frank Gad  
11 November 2021

# GROUP MANAGEMENT



**Frank Gad**  
**CEO**

---

MSc Economics & Business Administration  
Residence: Frederiksberg  
Year of birth: 1960

---

Frank Gad took up his position as CEO in November 2004 and is also chair of the Boards of Directors of the most significant subsidiaries in SP Group



**Søren Ulstrup**  
**Executive Vice President**

---

Plastic engineer  
Residence: Holte  
Year of birth: 1966

---

In SP Group since 2015 – was appointed to the Executive Board in 2020. Also CEO of SP Moulding and Ulstrup Plast and chair of the Board of Directors of Coreplast and board member of other subsidiaries



**Lars Ravn Bering**  
**Executive Vice President**

---

MSc Engineering and B Com. in Supply Chain  
Residence: Silkeborg  
Year of birth: 1976

---

In SP Group since 2008 – was appointed to the Executive Board in 2020. Also Managing Director of Gibo Plast A/S and Dan-Hill-Plast A/S and responsible for Group IT



**Tilde Kejlhof**  
**CFO**

---

Master of Economics  
Residence: Odense  
Year of birth: 1978

---

In SP Group since 2016 – CFO since 2020. Employed in the subsidiary MedicoPack from 2009-2019 as CFO

This presentation contains forward-looking statements reflecting management's expectations for future events and financial results.

Statements relating to 2021 and the following years are inherently subject to uncertainty and SP Group's actual results may thus differ from expectations and targets. Factors that may cause actual results to differ from expectations include, but are not limited to, changes in raw materials and energy prices, changes in foreign exchange rates, epidemics and pandemics, changes in macroeconomic and political settings, changes in the demand and production patterns of key customer groups and other external factors.

This presentation does not constitute an invitation to buy or sell shares in SP Group A/S.

# SP GROUP IN BRIEF



---

Headquarters in Denmark

established in  
1972



---

Products are marketed and sold in

89 countries



---

Subsidiaries in

11 countries on  
3 continents



---

Average number of employees increased  
in 2020 from 2,114 to

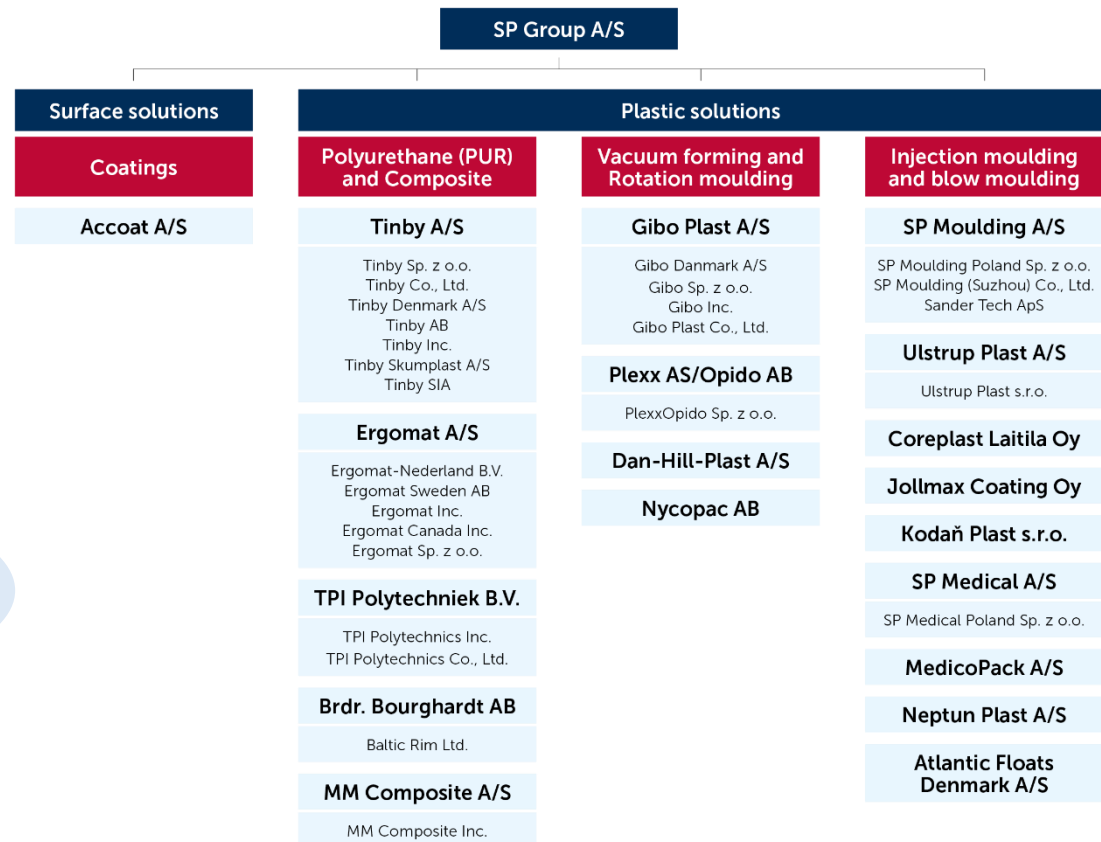
2,214 committed  
employees





# SP GROUP – AN OVERVIEW

- Manufacturer of moulded plastic and composite components and performs coatings on plastic and metal components
- Supplier of customer-specific solutions for a wide range of industries
- Strong international niche positions – also for our own brands
- Increased sales from own plants in Denmark, China, the USA, Latvia, Slovakia, Sweden, Finland and Poland



We act as an innovative, reliable and competitive partner for our customers



# HIGHLIGHTS FIRST NINE MONTHS OF 2021

# HIGHLIGHTS FIRST NINE MONTHS OF 2021 / 1



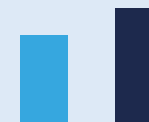
In first 9M 2021, revenue increased by 13.3% to

DKK **1,838.8m**



In first 9M 2021, revenue from own brands increased by 30.6% to

DKK **478.2m**



In first 9M 2021, EBITDA increased by 22.5% to

DKK **316.8m**



In first 9M 2021, the EBITDA margin increased by 1.3 percentage points to

**17.2%**

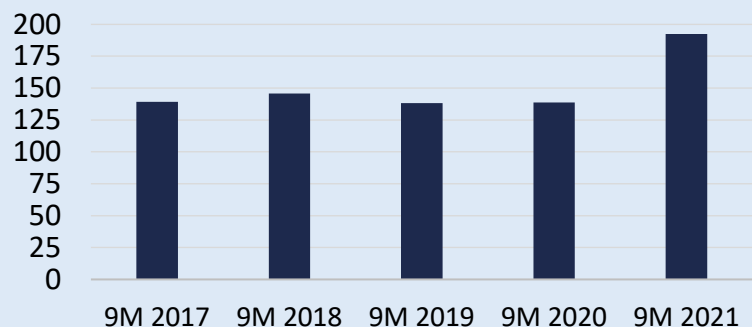


# HIGHLIGHTS FIRST NINE MONTHS OF 2021 / 2



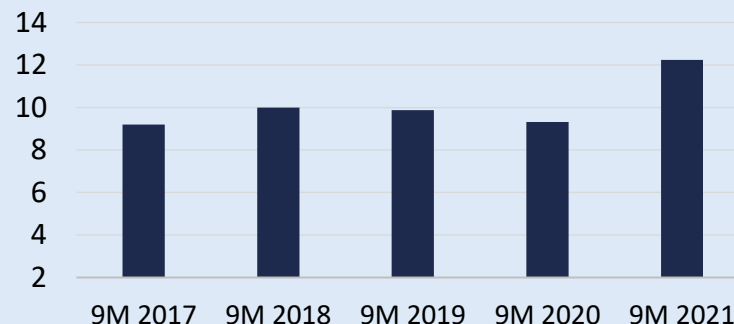
In first 9M 2021, Profit before tax increased by 38.7% to DKK 192.4m

DKKm



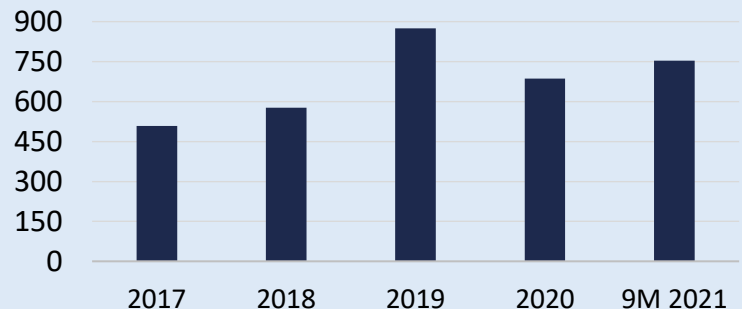
In first 9M 2021, EPS, diluted, increased by 31.3% to DKK 12.24

DKK



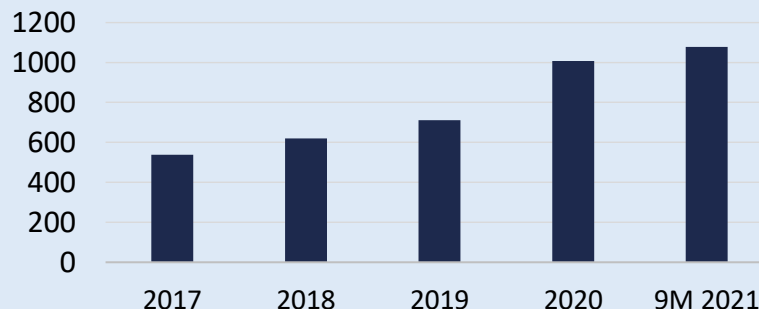
End September 2021, net interest-bearing debt (NIBD) increased by DKK 68m to DKK 754m

DKKm



In first 9M 2021, equity attributable to equity holders increased by DKK 70m to DKK 1,077m

DKKm





# ACQUISITION OF JOLLMAX COATING OY

- SP Group acquired Jollmax Coating Oy on 18 February 2021
- The total price including takeover of debt (enterprise value) was DKK 14m – equivalent to approx. five times the EBITDA
- The buyer is Coreplast Oy
- Jollmax is specialized in wet painting, powder coating, printing, water printing and in other decorations for plastics and other materials
- This acquisition complements SP Group's wide range of competencies and strengthen its surface activities
- At the same time, SP Group expands its activities in Finland
- Aimo Jollmann stays on as CEO and Pasi Laine stays on as Production Manager
- Mikko Toivonen became new Chairman



## About Jollmax Coating Oy

- Jollmax was established in 2016 by Aimo Jollmann, when he acquired business unit from Lainisalo Oy
- Jollmax is specialized in wet painting, powder coating, printing, water printing and in other decorations for plastics and other materials
- Jollmax have more than 30 years' experience in these specialities
- In water printing Jollmax is sole industrial provider in Finland
- Jollmax is located in Salo, Finland and has twenty employees



# ACQUISITION OF NEPTUN PLAST A/S AND ATLANTIC FLOATS DENMARK A/S



- SP Group acquired Neptun Plast A/S and Atlantic Floats Denmark A/S on 14 July 2021
- The total price including takeover of debt (enterprise value) was up to DKK 35m
- Buyer is SP Moulding A/S
- The acquisition of these two well-running companies with own products and specialists in injection moulding and production and sales of floats, baskets, COD END rings, bobbins and buckets for the fishing industry, accelerates the growth of SP Group and add more interesting products and customer portfolio to our wide range of products
- Laila Lundsgaard stays on as managing director of NP and Niels Martin Lundsgaard stays on as technical manager. Cecilie Lundsgaard stays on as sales manager
- EVP Søren Ulstrup became new Chairman and Frank Gad new deputy



## About Neptun Plast (NP) and Atlantic Floats Denmark (AFD)

- NP has its roots back to 1933 and has been owned by the Lundsgaard Family since 2004
- AFD was established by the acquisition of Sæplast Dalvik ehf Iceland and subsequently merged into the Danish activities. AFD is also owned by the Lundsgaard Family
- NP is an advanced injection moulding company with production and assembly. NP owns a modern plant of approx. 2,500 m<sup>2</sup>, which SP Group has taken over
- AFD develops and sells trawl floats and has Icelandic and Danish roots
- The products are developed for fishing at great depths and in waters with low temperatures. The production is carried out at NP
- Located in Vordingborg and has approx. 12 employees



A woman with blonde hair tied back, wearing a dark grey t-shirt and white gloves, is smiling and giving a thumbs-up gesture. She is standing in a factory or industrial setting. To her right are large blue and white plastic components, possibly parts of a machine or vehicle. In the background, there is a window with fluorescent lights, a blue sign with a hard hat icon and the text "Kask obligatory", and a blue cable hanging from the ceiling.

## FINANCIAL RESULTS 2020 AND FIRST NINE MONTHS OF 2021

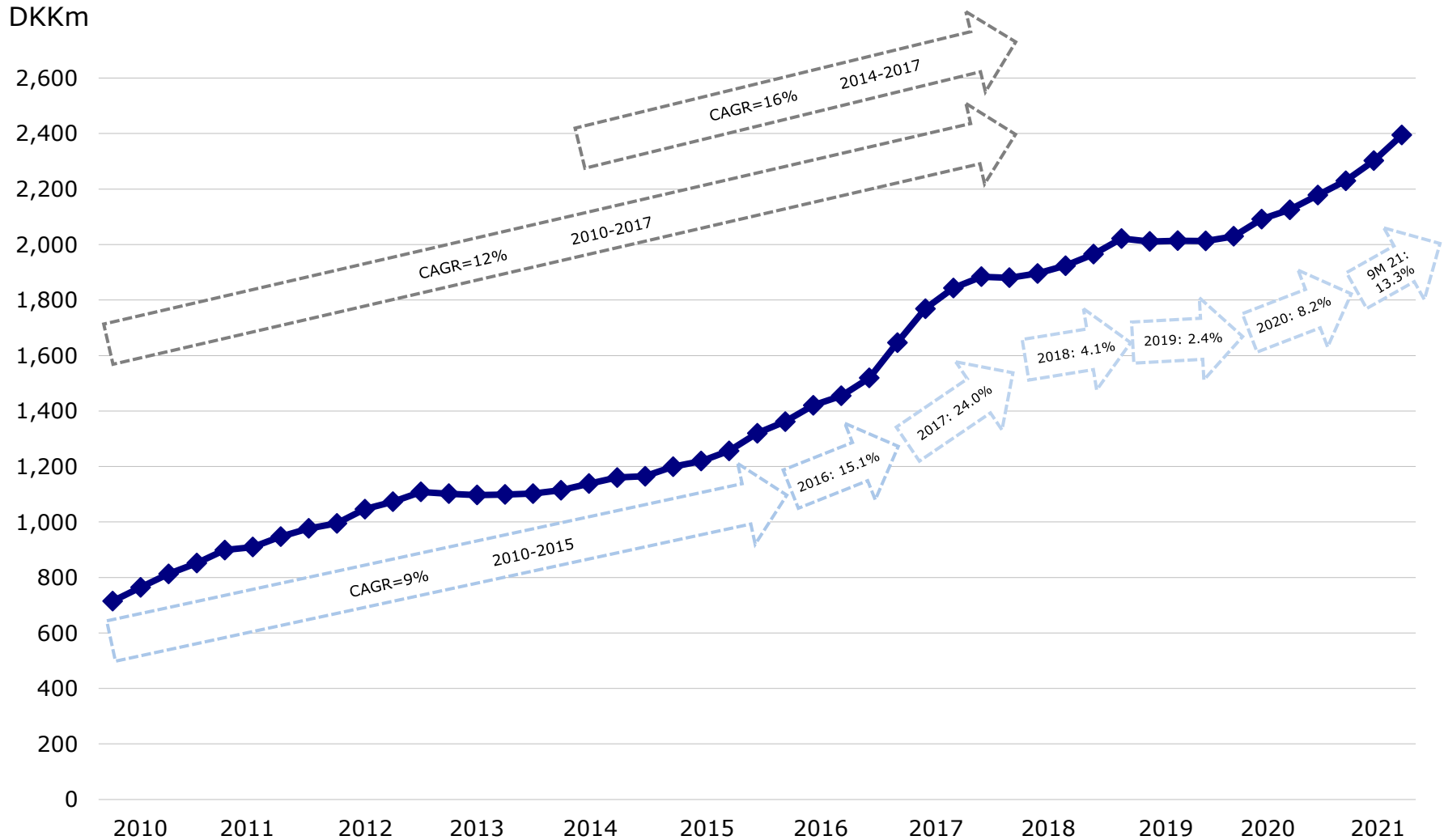
# GROUP FINANCIAL HIGHLIGHTS 2020



DKKm	2020	2019	2018	2017	2016	2015	2014
Revenue	2,178.2	2,012.9	1,965.0	1,884.1	1,519.0	1,319.8	1,164.9
EBITDA	356.4	307.5	285.6	275.0	202.9	162.8	113.5
EBIT	214.8	177.8	195.9	193.5	133.4	90.8	60.2
Profit before tax	193.8	175.4	200.1	175.7	122.6	80.7	51.5
Equity	1,007.4	710.4	620.0	537.7	429.0	393.6	276.4
Cash flows from operations	320.4	158.6	173.4	180.8	140.4	171.7	64.1
Cash flows from investments	-203.4	-180.2	-124.7	-204.8	-80.1	-116.3	-67.4
Cash flows from financing activities	-43.1	8.8	-62.9	45.9	-50.3	-40.9	4.6
Change in cash and cash equivalents	74.0	-12.7	-14.2	21.9	10.0	14.5	1.3
NIBD	686.1	875.7	576.6	509.1	407.7	403.4	467.2
Equity ratio, %	44.5	34.5	37.8	35.5	35.7	36.5	29.3



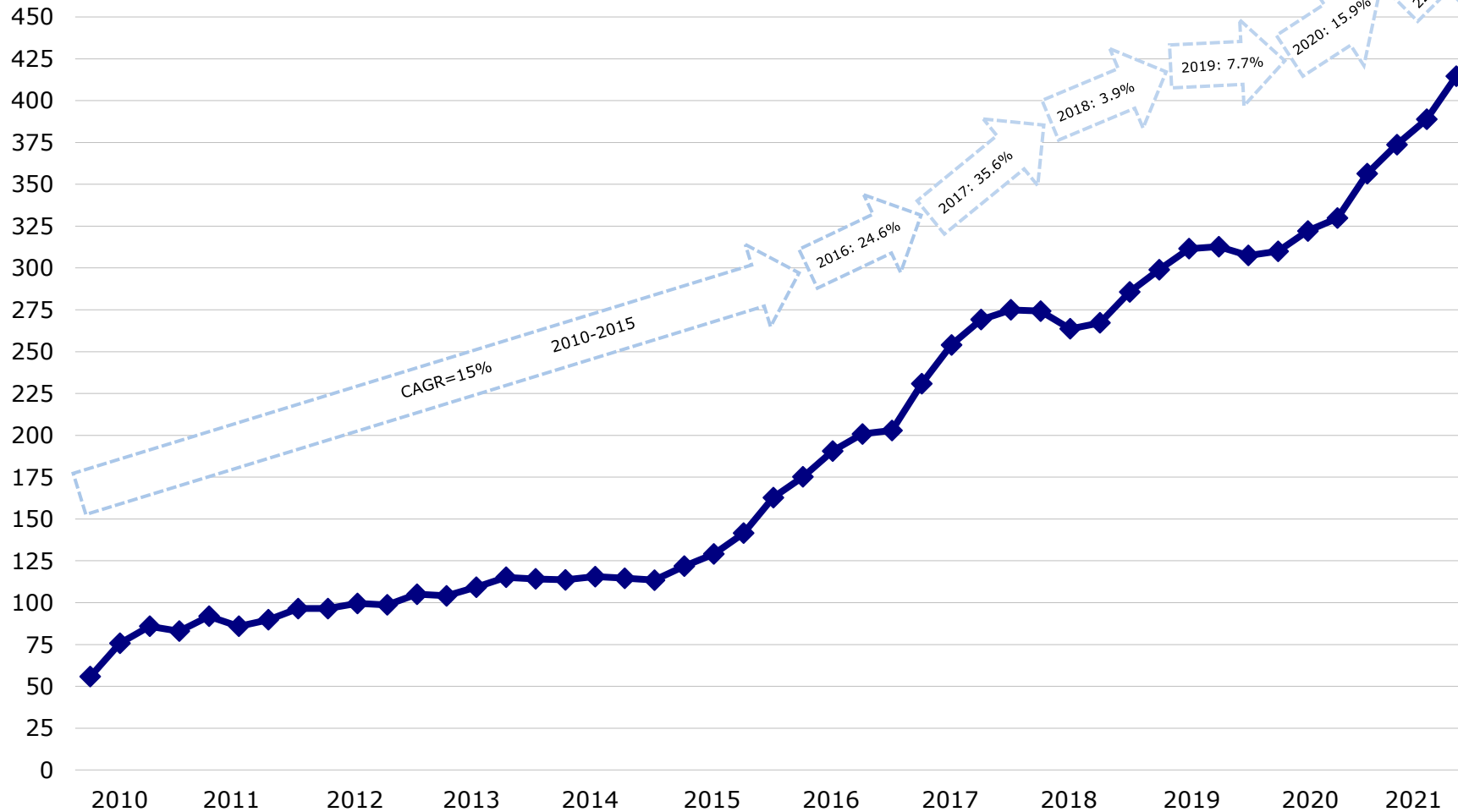
# REVENUE 2010 – 9M 2021



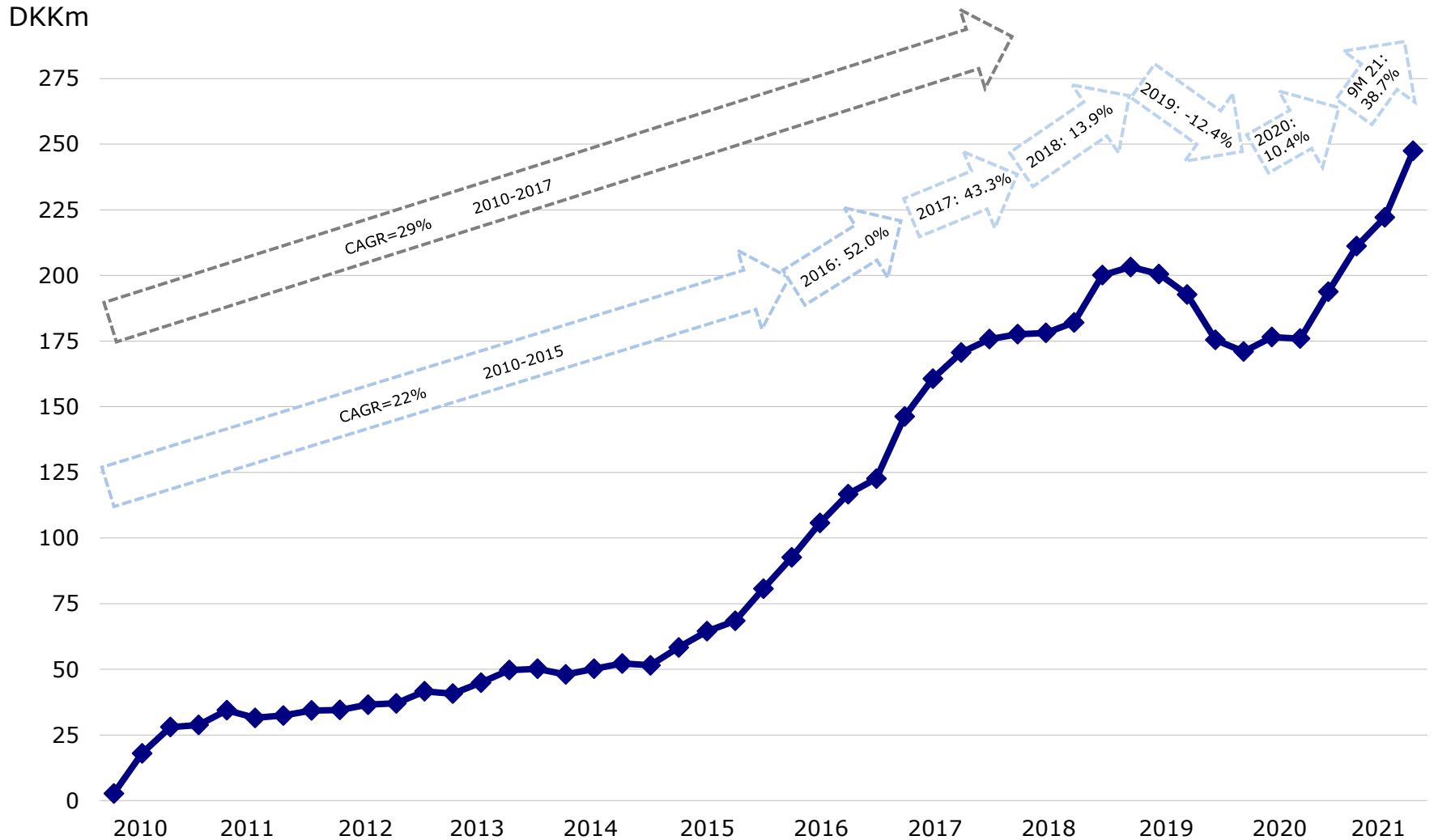
# EBITDA 2010 – 9M 2021



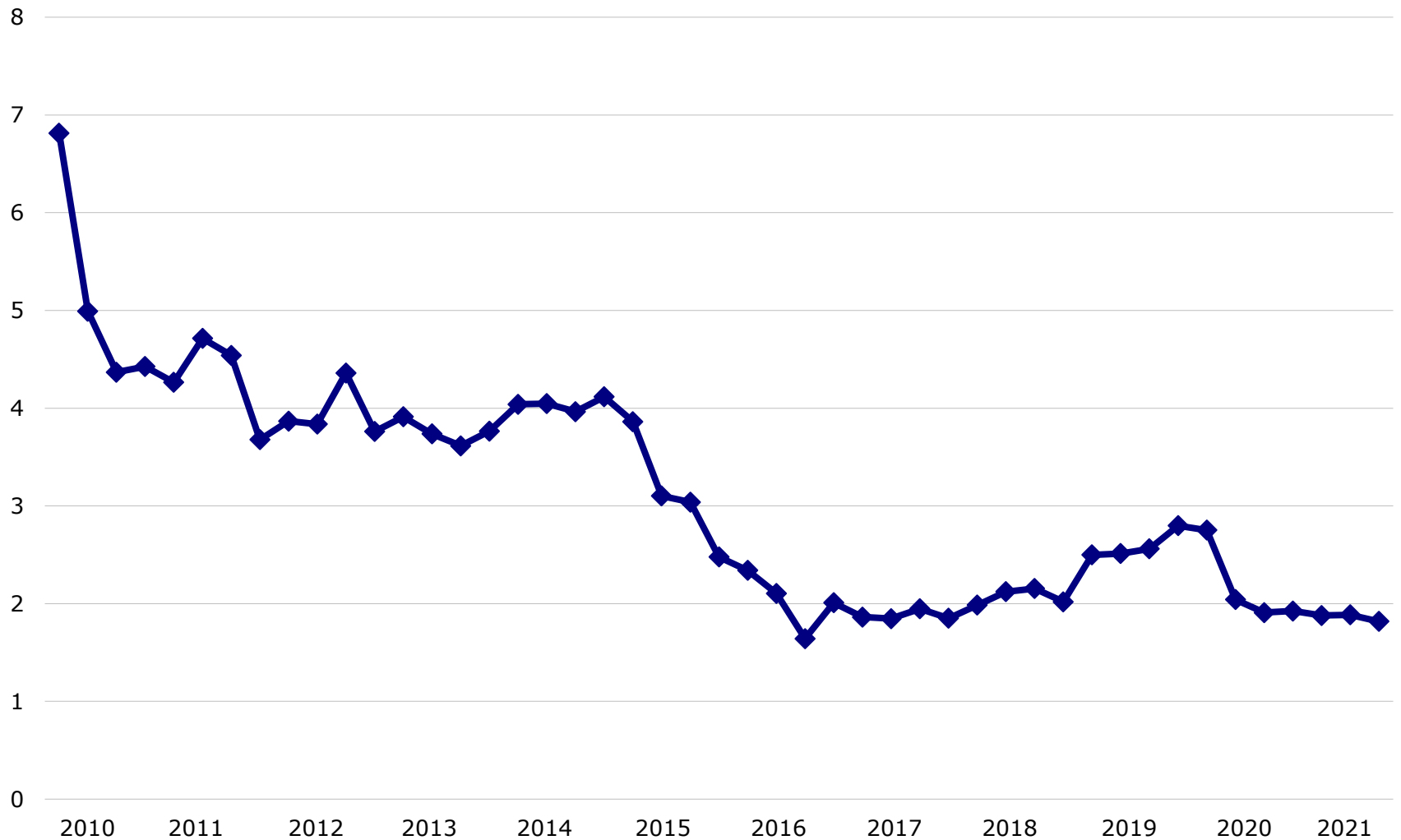
DKKm



# EBT 2010 – 9M 2021



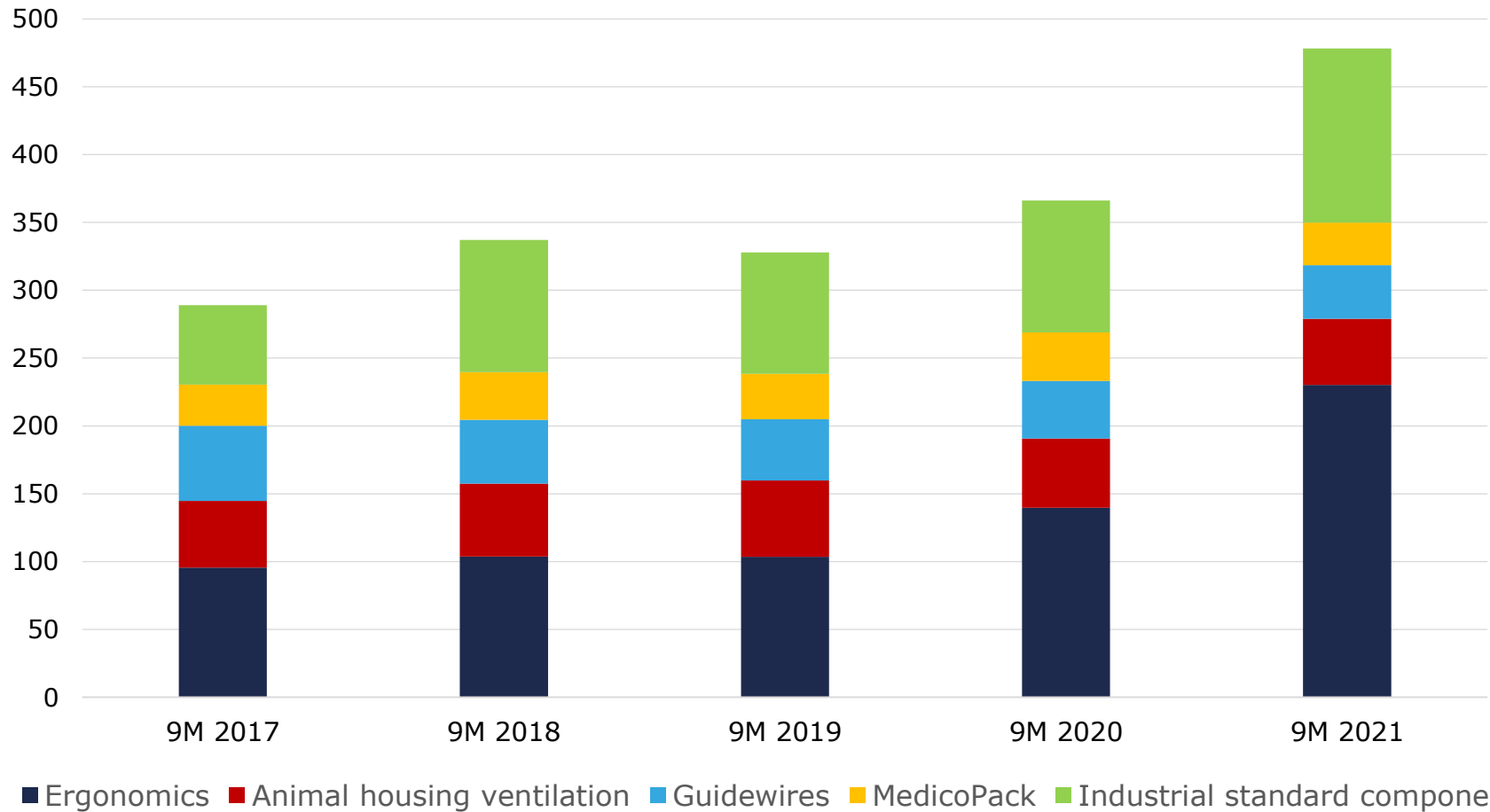
# NIBD/EBITDA 2010 – 9M 2021





# REVENUE FROM OWN BRANDS

DKKm

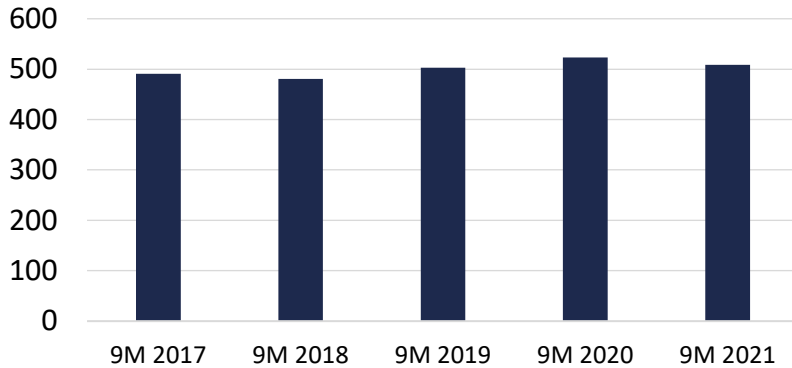




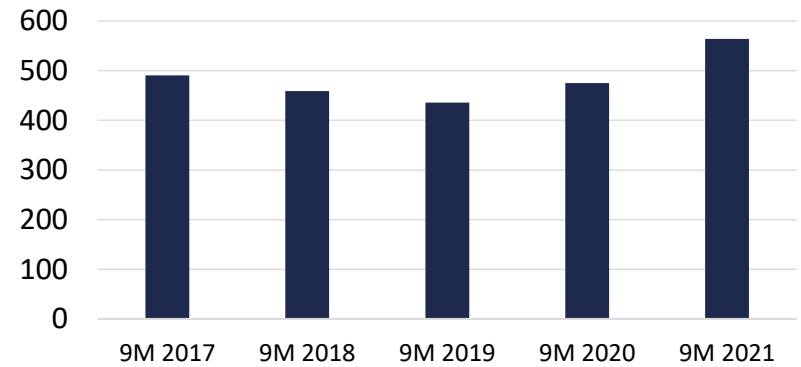


# REVENUE SPLIT BY PRODUCT AREA

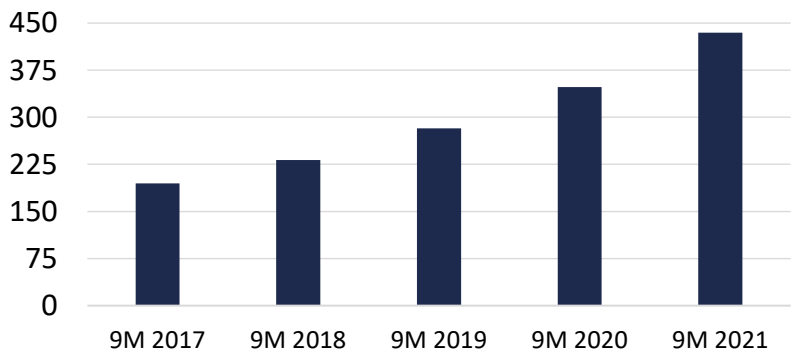
Revenue cleantech industries in DKKm



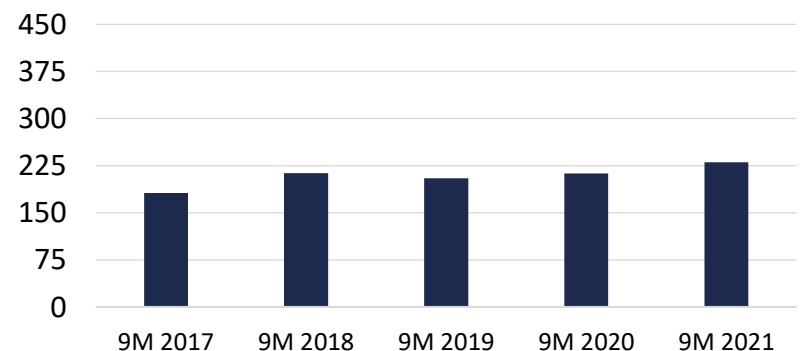
Revenue healthcare products in DKKm



Revenue other demanding industries in DKKm

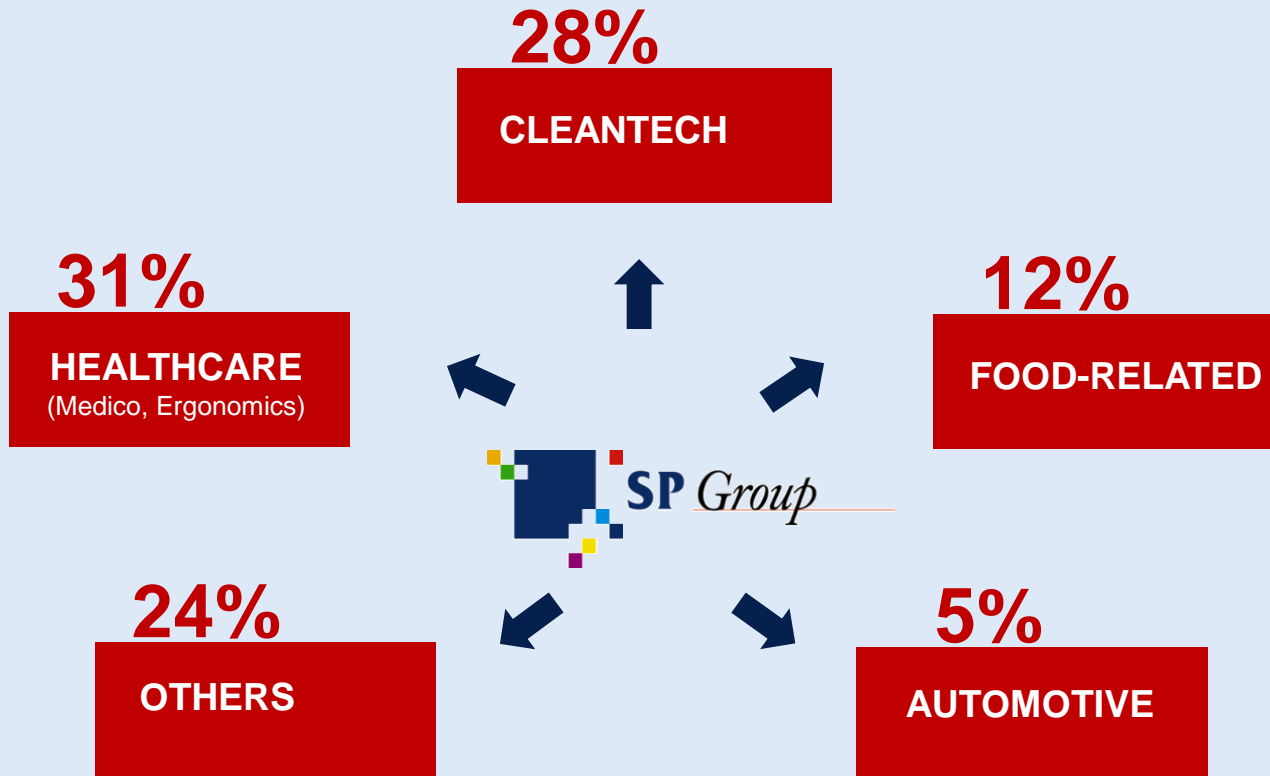


Revenue food-related industries in DKKm





# REVENUE BY CUSTOMER GROUPS IN 9M 2021



## At 31 December 2020:

- A total of more than 1,000 customers
- The largest customer accounts for 17% (2019: 17%)
- The 10 largest customers account for 53% (2019: 50%)
- The 20 largest customers account for 62% (2019: 61%)



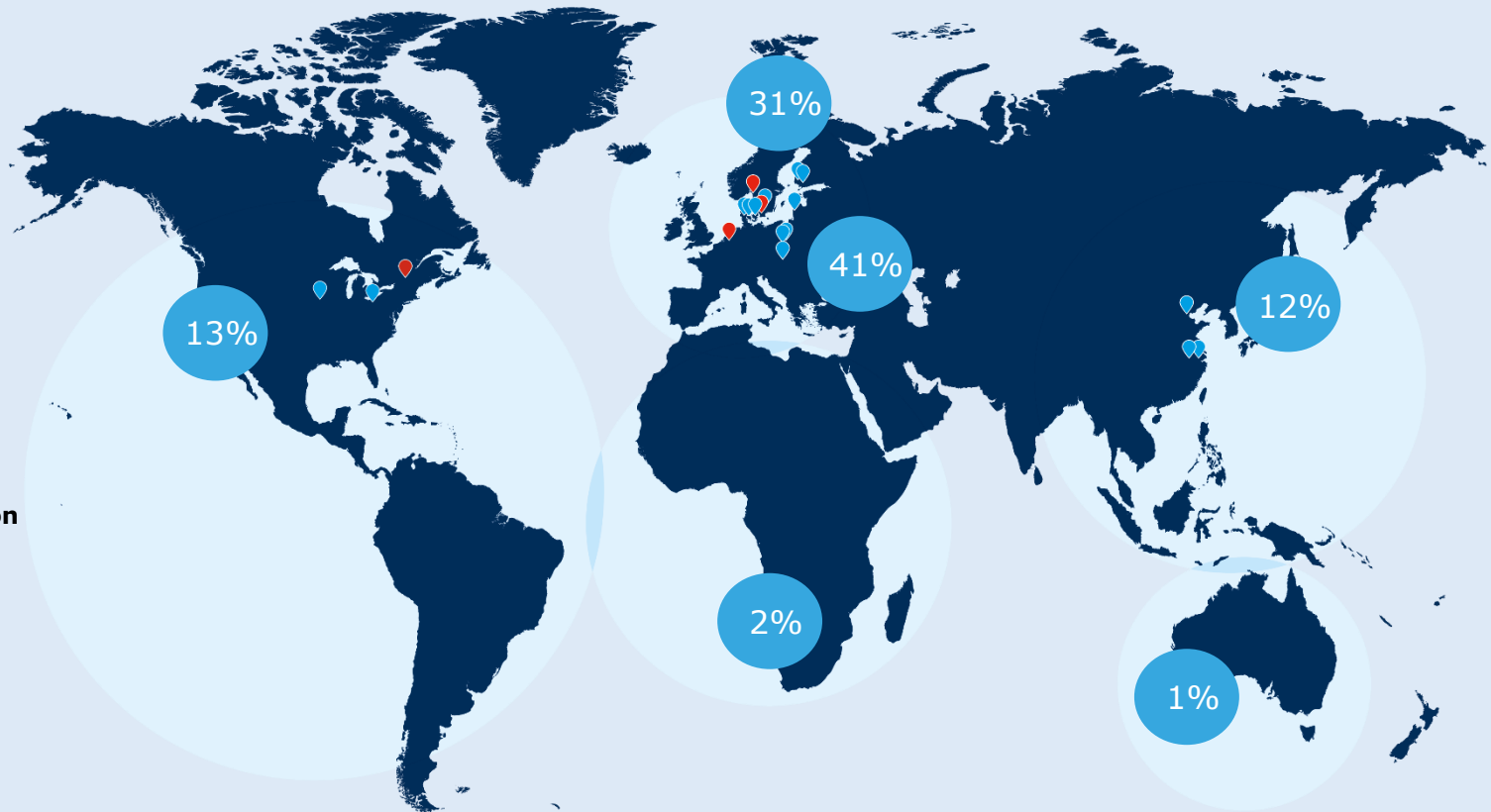
# SP GROUP'S GLOBAL PRESENCE

## Sales and production

- Denmark (11)
- Poland (6)
- China (3)
- US (2)
- Latvia (1)
- Slovakia (2)
- Sweden (1)
- Finland (2)

## Sales and distribution

- Netherlands (1)
- Sweden (3)
- Canada (1)
- Norway (1)



*Percentage distribution is based on 2020 Accounts*

# ACQUISITIONS SINCE 2014



Our strategy has been to make acquisitions, when we can create additional value by applying our capabilities.

This is especially true when the acquisition's capabilities can improve our existing business or create new platforms for growth



# INTERNATIONALISATION

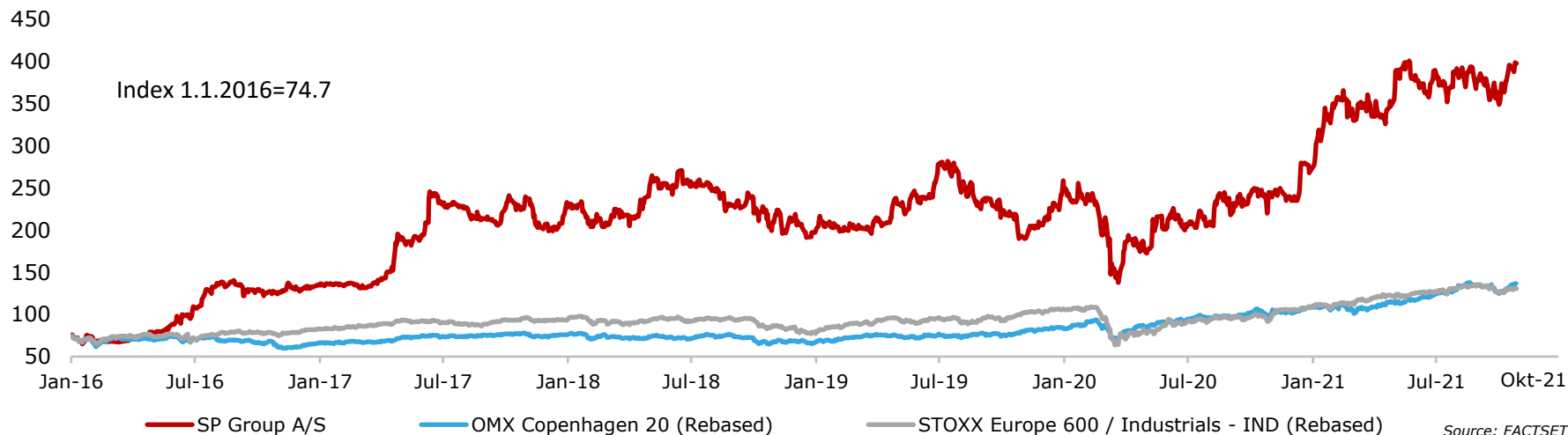


	2005	2010	2015	2020	9M 2021	2024E
Share of sales outside Denmark	37%	46%	54%	69%	72%	~75%
Share of employees outside Denmark (avg)	23%	50%	64%	72%	73%	~75%
Number of factories outside Denmark	2	6	12	17	17	17
Total number of factories	18	15	20	28	28	28

# SHARE PRICE PERFORMANCE

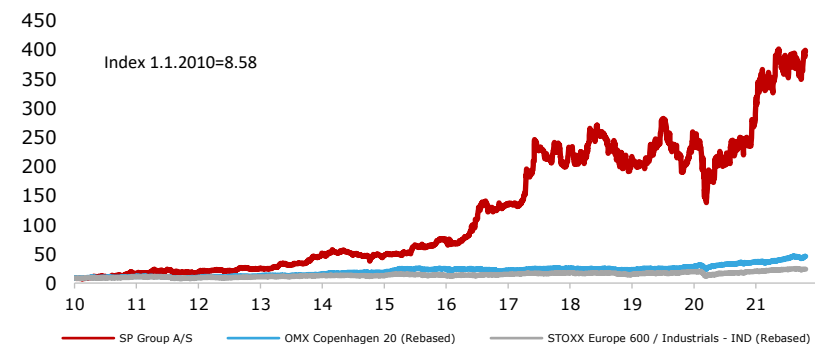


## Share price performance from 1 January 2016 to 31 October 2021



- Share capital DKK 24.98m
- All shares have equal rights
- Dividends to the shareholders of DKK 5.00 in 2021 (2020: DKK 0.0)
- New share buy-back programme of DKK 40m established on 11 April 2021 runs until 10 April 2022
- The share buy-back program was increased with DKK 10m to DKK 50m on 27 April 2021 and increased with DKK 40m on 26 August 2021
- May 2018 share split in the ration 1:5
- Share capital increase of 1.1 million number of new shares in June 2020 at a share price of DKK 200

## Share price development from 1 January 2010 to 31 October 2021

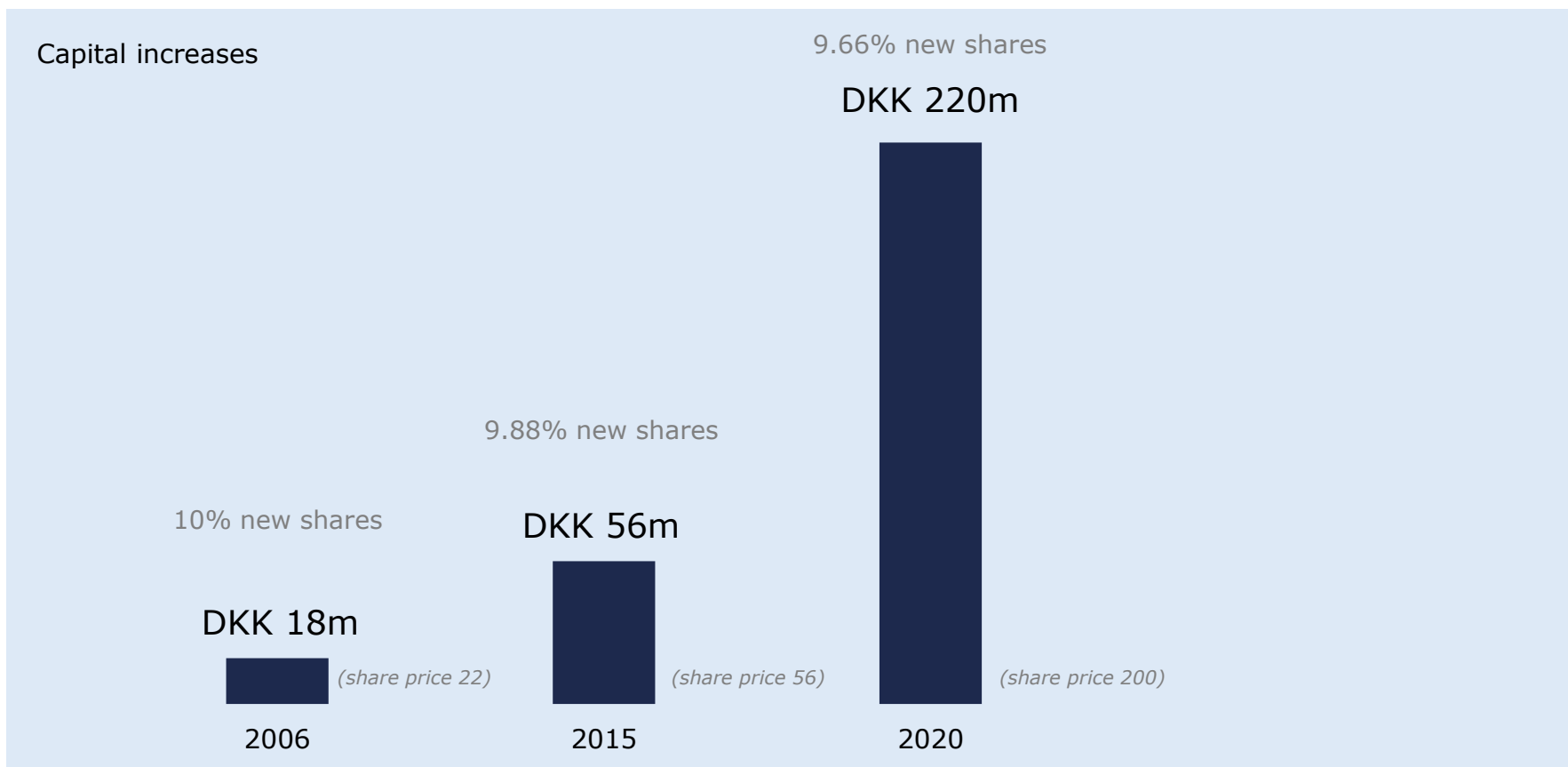


Source: FACTSET

# SHARE CAPITAL INCREASE



On 3 June 2020, SP Group issued 1.1 million new shares without pre-emption rights at a share price of DKK 200, raising gross proceeds of DKK 220 million





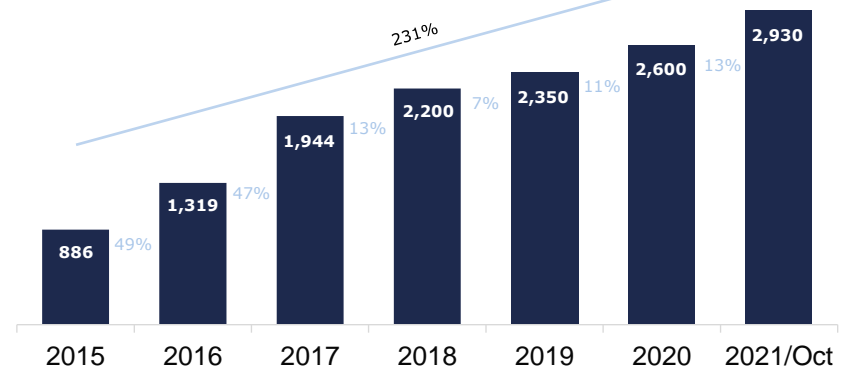
# SHAREHOLDERS

December 2015:  
886 shareholders

Medio October 2021:  
2,930 shareholders

Or up by 231% in the period

Development shareholders from 2015 to October 2021



Among the largest shareholders are:

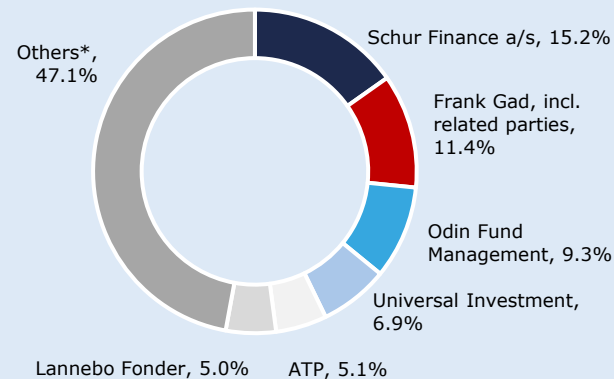
atp=

LANNEBO



UNIVERSAL INVESTMENT

Shareholder information as per medio October 2021



\* Approx. 7.4% of 'Other' include the Board of Directors and Executive Management, therefore management amounts to approx. 34.0%





# MARKET CONDITIONS

---

## Demand factors

- Customers demand better and cheaper products
- Customers focus on core business while outsourcing plastics production to specialist suppliers
- Customers want fewer and better suppliers

## Megatrends:

Growing, ageing population, climate, scarcity of resources


## Value creation at SP Group

- Instead of using wood, metal and glass we substitute with plastics and composite
- Manufacturing globally; with a powerful team, the right equipment and the right technology
- Taking over our customers' plastics production, leveraging our skills and economies of scale to provide customer-specific service
- Ambition to become a preferred supplier
- Strong exposure to growing global industries (healthcare, cleantech and food industries)

# GROUP FINANCIAL HIGHLIGHTS 9M 2021



DKKm	Q3 2021	Q3 2020	9M 2021	9M 2020	Growth	2020
Revenue	600.3	508.0	1,838.8	1,622.4	+13.3%	2,178.2
EBITDA	106.4	80.6	316.8	258.6	+22.5%	356.4
EBIT	67.4	44.4	203.2	153.2	+32.6%	214.8
Profit before tax	62.9	37.6	192.4	138.7	+38.7%	193.8
Equity			1,077.5	980.1	+9.9%	1,007.4
Cash flows from operations	61.9	69.7	197.7	253.6		320.4
Cash flows from investments	-63.9	-53.1	-161.6	-154.6		-203.4
Cash flows from financing activities	3.1	-5.4	-67.7	-33.4		-43.1
Change in cash and cash equivalents	1.0	11.2	-31.6	65.6		74.0
NIBD			753.8	629.4		686.1
Equity ratio, %			44.7	45.7		44.5



**Plastics drive innovation,  
improve quality of life,  
facilitate resource  
efficiency and climate  
protection**

## OUTLOOK FOR 2021



# OUTLOOK FOR 2021

- Hopefully, the global economy will grow in 2021, but it is still fragile and marked by political and economic uncertainty
- Due to the coronavirus outbreak and government response, our level of activities and cash flows in the coming months are subject to great uncertainty
- Due to the very positive development in first nine months of 2021 with high growth and good product mix, the outlook for FY 2021 has been changed.
- We are now expecting a growth in revenue of 11-15% (previously 8-14%), an EBITDA margin of 17-18% (previously 16-18%) and an EBT margin of 10-12% (previously 9-12%)





## GOING TOWARDS 2024



# 2024 AMBITION / 1






- Continued customer focus and organic growth
- Proprietary products to make up a greater proportion of sales: 25-30% by 2024 from 23.3% in 2020
- "Buy and build"; acquisitions, preferably proprietary products (as Dan-Hill-Plast)
- Investing heavily in both technology and people
- Increased international scope
- Increased use of recycling
- Growing competitive strength

**We act as an innovative,  
reliable, and competitive  
partner for our customers**



# 2024 AMBITION / 2



	2020		2024 ambition
Revenue	DKK 2,178m	+ 11-16% yearly 	DKK 3.3-4.0bn
EBITDA	16.4%	+ 2 percentage points 	16-18%
EBT	8.9%	+ 2-3 percentage points 	10-12%
EBT	DKK 194m		DKK ~400m
NIBD/EBITDA	1.9	2-3.5 	2.5-3.5
Equity ratio	44.5%	25-45 	35-40%



# SUSTAINABILITY IN EVERYTHING WE DO

- Ambition of achieving zero environmental impact from operations
- Entire global production to be powered by renewable energy in 2030
- Becoming carbon neutral in Scope 1 and 2 emissions by 2030
- Support the transition towards a world powered by sustainable energy by making advanced plastic and composite solutions
- Report Scope 1 and 2 carbon emission from 2020
- Sustainability committee = The Board of Directors





# UN GLOBAL COMPACT AND SUSTAINABLE DEVELOPMENT GOALS



## SUSTAINABLE DEVELOPMENT GOALS



- SP Moulding became a signatory to the UN Global Compact in January 2012
- SP Group became a signatory to the UN Global Compact in December 2020
- SP Group are working actively with the UN Sustainable Development Goals – read more in our Annual Report 2020 page 44-59

# PLASTIC WASTE IN OUR ENVIRONMENT AND OUR OCEANS



Waste left in our environment and in our oceans constitutes a serious problem for all living beings on this planet

SP Group does **NOT** produce:

- Plastic bags
- Plastic cutlery
- Cotton buds
- Plastic straws
- Disposable plastic bottles or caps
  
- Plastics have no place in the environment. It is a resource that should be recycled and used sensibly
- As a member of the Danish Plastics Federation, we work proactively to be a part of the solution



# HOUSEHOLD WASTE CAN BE RECYCLED INTO NEW FENCING



# CONTAINER FLOORS ARE PRODUCED FROM REUSED HOUSEHOLD WASTE

---



Gibo's container floors in CMA CGM containers are made from household waste plastics and are currently being tested in containers all over the world.

Substituting plywood from tropical rain forest

# PALLET LIDS AND WINDHOODS PRODUCED IN RECYCLED PLASTICS



Nycopac's pallet lid produced in 100% recycled plastics (regrind)



TPI Windhood  
Produced in 90% use of recycled plastics (regrind) –  
10% virgin plastics are needed for UV protection

# WOOD FIBRES SUBSTITUTING PLASTICS: BEAUTIFUL UNIQUE DESIGN

---



The Muuto chair is made from up to 25% wood fibres and 75% plastics – each chair is unique.

Produced by SP Moulding

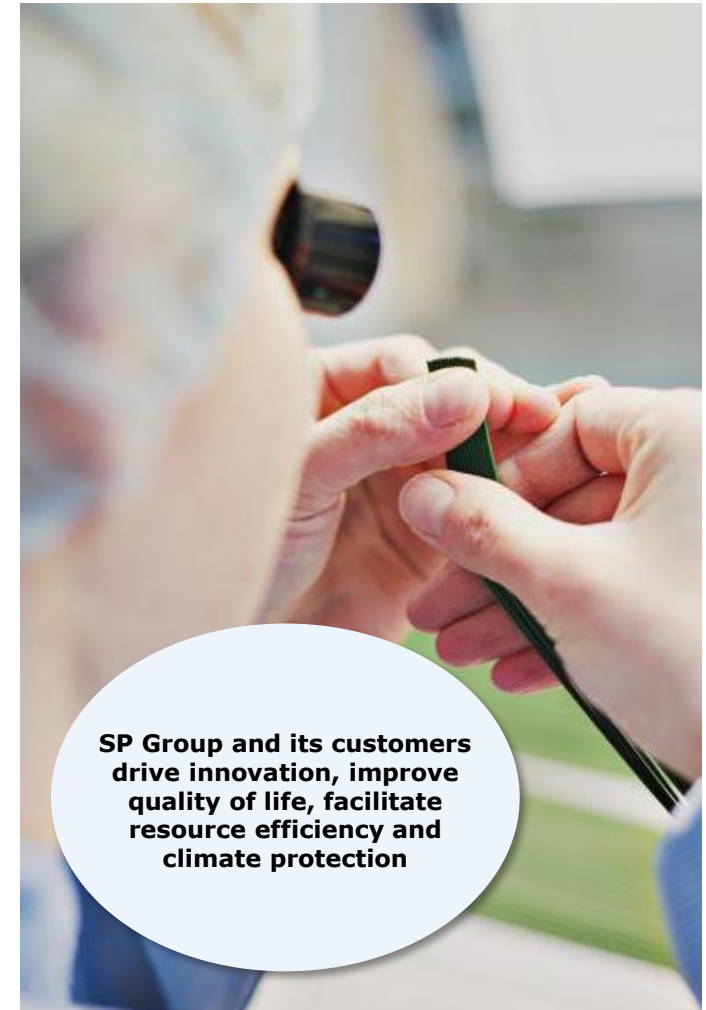


# SP GROUP: A PART OF THE SOLUTION, NOT A PART OF THE PROBLEM



SP Group produces technical plastic solutions that contribute to solving the challenges of the future:

- **Cleantech:** Insulation, generating renewable energy, reducing energy consumption, flue gas cleaning, energy meters and water purification
- **Healthcare:** Diagnostic equipment, guidewires, ergonomic solutions, medical packaging and drug delivery devices
- **Food industries:** Farm ventilation equipment, processing equipment, analytical devices, food storage, cooling, eco-friendly coating solutions that make cleaning easier
- **Automotive industry:** Lighter and more energy-efficient vehicles where plastics replace metal
- Only 5% of the world's current oil consumption of about 100 million barrels per day is applied for producing plastics
- After use, plastics can be recycled or combusted without loss of calorific value





## Q&A SESSION






# APPENDIX

# SURFACE SOLUTIONS



- Accoat develops and produces environmentally-friendly technical solutions involving fluoroplastics (Teflon®), PTFE and other pure materials for industrial and medical purposes
- Accoat applies plastic coatings on products and production plants in a number of industries. Articles being coated range from very small syringes to large tank facilities
- Accoat is among the five largest suppliers of industrial Teflon coating in the EU
- Location: Kvistgård (DK)





## 2020 in highlights

- New tasks in the food industry
- More tasks in the medical device industry
- Production in Brazil and Poland was decommissioned completely
- In Denmark, the level of activity was high with both well-known customers/projects and several new ones
- Due to the corona pandemic, production activities have fluctuated greatly
- The organisation was expanded in 2020 to meet demands from current and future customers within our core competencies, which are non-stick, low-friction and corrosion protection
- Focus on high-build core competencies non-stick, low friction and corrosion protection
- Expect total demand for coatings will increase in future
- Accoat has been approved by the Danish Veterinary and Food Administration to manufacture food contact materials

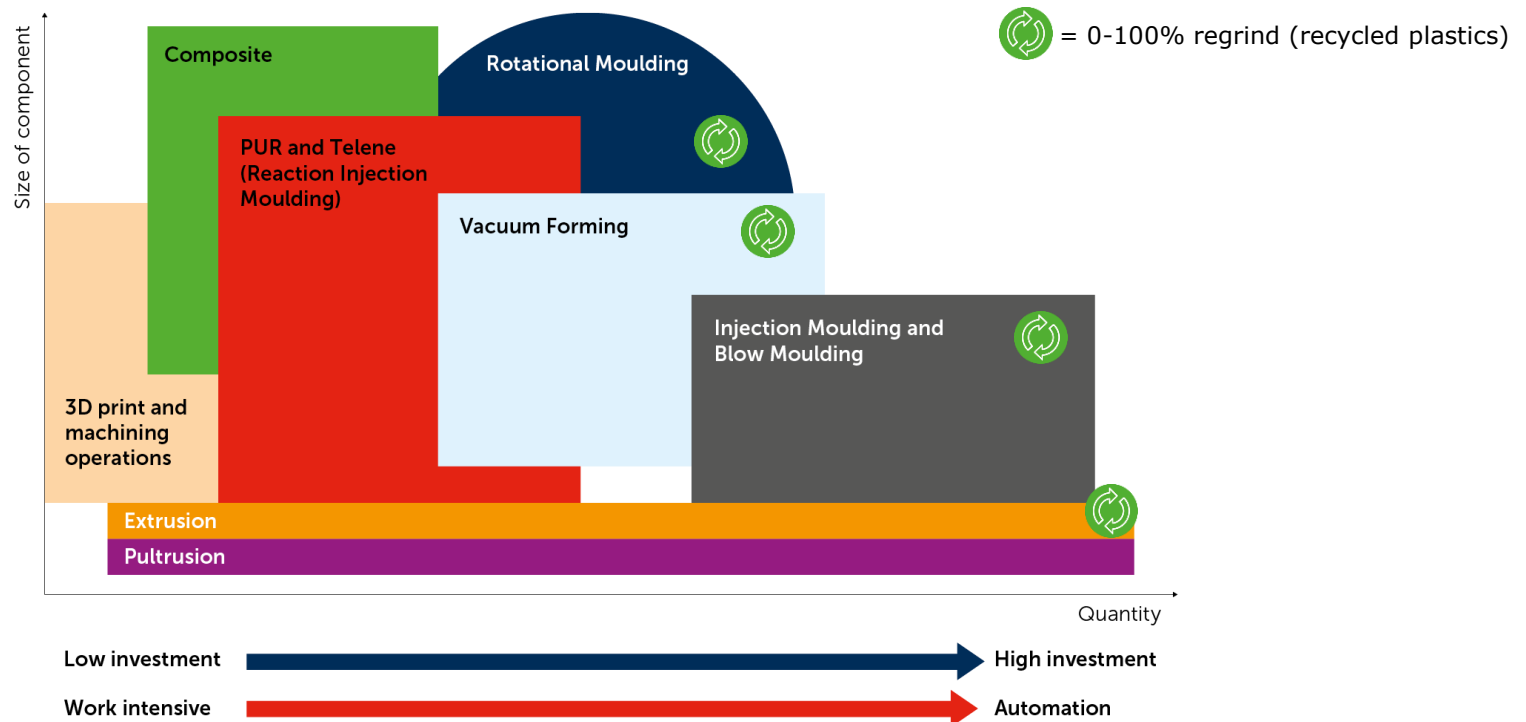


# PLASTIC SOLUTIONS



Plastic businesses include:

- **Injection Moulding and Blow Moulding:** SP Moulding, Sander Tech, Coreplast, Ulstrup Plast, Neptun Plast, SP Medical and MedicoPack
- **Polyurethane (PUR) and Composite:** Ergomat, Tinby, TPI Polytechnik, Bröderna Bourghardt and MM Composite
- **Vacuum Forming, Rotational Moulding, Extrusion and Processing:** Gibo Plast, Plexx Opido, Nycopac, Kodaň Plast and Dan-Hill-Plast





# INJECTION MOULDING & BLOW MOULDING / 1

- SP Moulding, Sander Tech, Coreplast and Ulstrup Plast are leading manufacturers of injection-moulded plastic precision components for a wide range of industrial entities
- SP Moulding (Suzhou) in China, SP Moulding in Poland and Ulstrup Plast manufacture technical plastics and perform assembly work
- SP Medical manufactures products in Karise and Zdunska Wola (Poland) to customers in the medical device industry
- MedicoPack develops, manufactures and sells packaging material and pharmaceutical disposable equipment within injection and infusion therapy to global pharmaceutical and healthcare industries
- SP Moulding, SP Medical, Coreplast and Ulstrup Plast have more than 460 injection moulding machines at their disposal with a clamping force ranging from 25 tonnes to 1600 tonnes
- SP Moulding, SP Medical, Coreplast and Ulstrup Plast also provide two- and three-component plastic solutions including more than 40 two- and three-component machines
- MedicoPack makes blow moulding in clean rooms for customers within the medical industry
- Neptun Plast are specialists in injection moulding of technical plastics and production and sales of floats, baskets, COD END rings, bobbins and buckets for the fishing industry
- Locations: Juelsminde (DK), Stoholm (DK), Karise (DK), Lyngø (DK), Langeskov (DK), Vordingborg (DK), Sieradz (PL), Zdunska Wola (PL), Laitila (FIN), Pobedim and Zilina (SK) and Suzhou (CN)



2K moulding



Technical plastics



Medico



3K moulding



Medico



# INJECTION MOULDING & BLOW MOULDING / 2

## 2020 in highlights

- Global progress
- Many new tasks
  
- Despite the challenges resulting from the corona pandemic, we succeeded in securing a number of new projects
- **SP Moulding, Sander Tech, Ulstrup Plast and Coreplast** saw a healthy intake of a number of new customers in Europe, the Americas and Asia
- **SP Medical** entered into a number of new agreements with both new and existing customers in the medical device industry
- Considerable investments were made in new advanced production equipment
- **SP Moulding, SP Medical, Coreplast and Ulstrup Plast** have entered into agreements to purchase injection-moulding machines for delivery in 2022 – will be used to expand activities with existing and new customers
- **MedicoPack** exports approx. 90% of its products. Heavy investments are still made to keep up with developments






# POLYURETHANE & COMPOSITE / 1

- Ergomat A/S, Tinby A/S, TPI Polytechniek BV, Bröderna Bourghardt AB and MM Composite A/S
- Locations: Søndersø (DK), Nørre Aaby (DK), Ejby (DK), Zdunska Wola (PL), 's-Hertogenbosch (NL), Helsingborg (SE), Cleveland (USA), Mount Pleasant (USA), Montreal (CAN), Suzhou (CN) and Liepāja (LV)

**Ergomat** develops and sells ergonomic solutions under own brands, especially Ergomat® mats and DuraStripe® striping tape for corporate customers worldwide. Ergomat has sales companies in Europe and North America. Market leader in the EU.



Mats



DuraStripe

**Tinby** manufactures moulded products in solid, foamed and flexible PUR as well as laminated plastics and elastomer for e.g. the graphics, medical device, furniture and cleantech industries as well as block foaming solutions, and manufactures light-foam products and other plastic solutions primarily for the cleantech industry. Global leader in the market for hard rollers.



Wind turbines



Solid foamed PUR

**TPI Polytechniek** develops and sells concepts for ventilation of industrial buildings as well as poultry and pig houses, primarily products under its own brand, TPI. Global sales are handled from the Netherlands. Market leader in the EU.



**Bröderna Bourghardt** manufactures large plastic parts in DCPD (Telene) and composite for heavy vehicle, wind energy and satellite communication industries. Scandinavia's leading manufacturer of Telene® products. Delivers worldwide from its factory in Latvia and the head office in Sweden.



Plastic part in Telene

**MM Composite** develops and sells high-quality composite components to cleantech and other industries. The products are manufactured using different production technologies such as hand lay-up and vacuum infusion. Head office located in Denmark.



Wind turbines




Glass fibre



# POLYURETHANE & COMPOSITE / 2

## 2020 in highlights

- Higher activities
- New products
- Expansion in the Netherlands, Poland, USA, China and Latvia
- **Ergomat** had an amazing 2020
- **Tinby** expanded its capacity to support global growth
- **TPI** realised lower revenue due to the corona pandemic. It was impossible to travel, and expos and fairs were cancelled
- TPI saw positive trends in the North American markets
- The Asian markets also developed positively, whereas the European market was stable. New products were launched in several markets in 2020
- **Brdr. Bourghardt** focused on large sales projects in 2019. A few of these have not been realised yet, and combined with a minor decrease in revenue due to the corona pandemic, it resulted in a slightly weaker 2020
- Focus on several new projects to be introduced in the near future
- **MM Composite** established a new production line in its American factory
- The global consolidation in the wind turbine industry means new challenges and opportunities
- Sound development in own products and processes





# VACUUM FORMING, ROTATIONAL MOULDING, EXTRUSION AND PROCESSING / 1



- Gibo Plast and PlexxOpido develop, design and manufacture thermo-formed plastic components for refrigerators and freezers, buses and cars (automotive), medical devices and lighting equipment and in the cleantech industry
- Gibo Plast is specialised in both traditional vacuum forming and the advanced forming methods High-Pressure and Twinsheet
- Opido is also specialised in ORS (Opido Reinforced System) with fortified and sound-absorbing vacuum-formed components as well as laser cutting and hot bending
- Dan-Hill-Plast develops, designs and manufactures rotational-moulded plastic components, often in the form of shielding, ventilation components and liquid containers
- Kodaň Plast is specialised in rotation and milling of plastic materials as well as bending, gluing and welding of plastics
- Nycopac develops, designs and sells plastic packaging solutions for industrial transportation
- Market leader in Scandinavia
- Locations: Skjern and Hornsyld (DK), Ljungby (SE), Fredrikstad (N), Sieradz (PL), Nyköping (SE), Zilina (SK), Mt. Pleasant (USA) and Tianjin (CN)



Vakuumformning



Furniture



Appliance



Cleantech



Dan-Fender



## 2020 in highlights

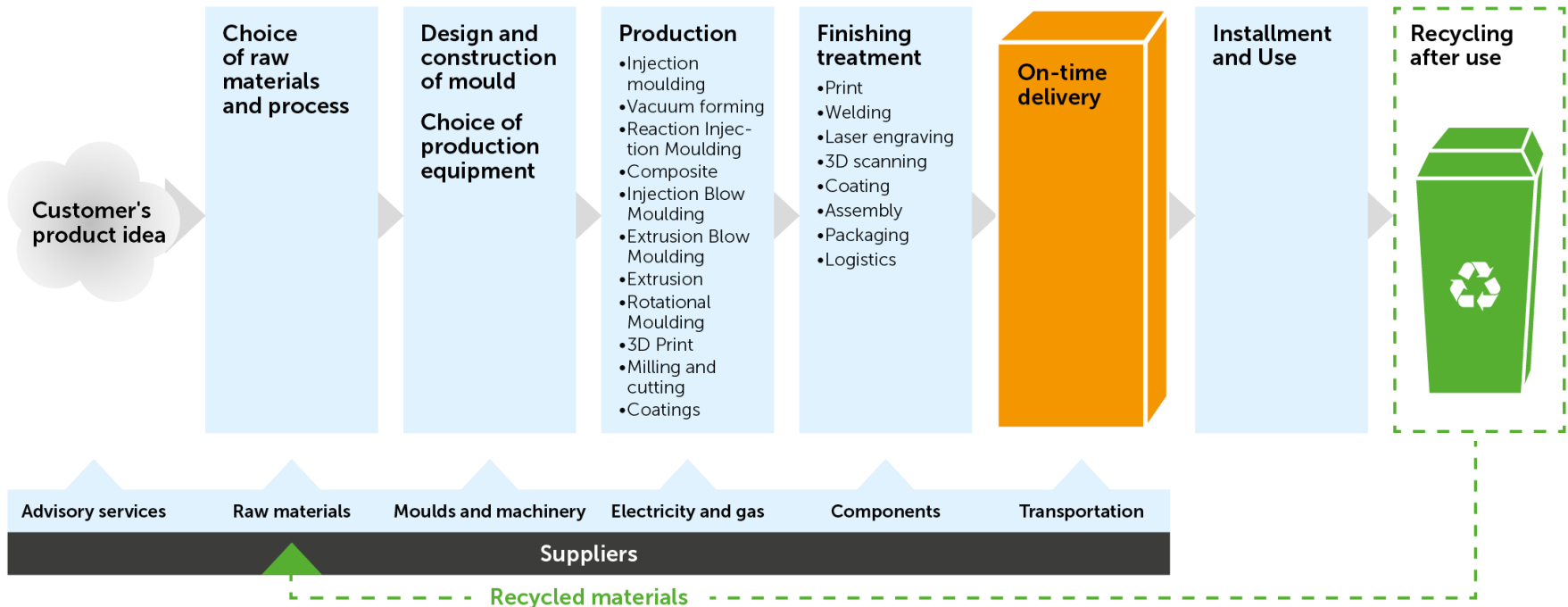
- New tasks in several industries
- Establishment of production in China
- Acquisition and integration of Dan-Hill-Plast in Hornsyld
- **Gibo Plast** and **PlexxOpido** have succeeded in ensuring an improvement in revenue and activities
- Intensely work on implementing efficiency-enhancing measures in Denmark, Sweden, Norway and Poland
- Large amounts and many efforts were invested in strengthening the expertise in the production of tools for prototype devices and production of vacuum-formed plastics
- Better and more effective servicing of existing and new customers by reducing time-to-market in connection with new plastic components
- Use of recycled plastics has been increased
- Resources dedicated to new business models building on closed-loop principles where plastic components are returned after use and directly repurposed in new products
- ORS competence gained





# SP GROUP'S VALUE CREATION

Know-how, quality assurance, documentation



# ESG-DATA / 1



ESG	Category	Item	Unit	2016	2017	2018	2019	2020
E	Energy	Fuel oil	Litre	102,321	132,020	178,109	101,865	65,673
		Natural gas	M3	1,043,639	1,418,164	1,235,688	1,309,242	1,574,322
		District heating	MWh	3,480	3,569	3,575	2,692	2,616
		Coal	Kg	0	0	0	0	0
		Diesel/petrol	L	112,876	112,876	112,876	88,235	108,379
		Electricity	kWh	49,447,302	53,615,065	58,893,152	60,395,863	60,372,241
		Electricity intensity (processed raw material)	kWh/kg	2.93	2.11	2.03	2.1	2.1
	Water	Water consumption	M3	21,263	20,324	21,109	23,800	22,960
		Water consumption intensity (processed raw material)	L/Kg	1.26	0.80	0.73	0.83	0.79
	GHG	Carbon emissions (Scope 1)	Tons	2,930	3,854	3,560	3,437	3,921
		Carbon emissions (Scope 2)	Tons	18,671	21,842	24,247	24,467	21,490
		Carbon intensity (processed raw material)	Kg/Kg	1.28	1.01	0.95	0.97	0.87
	Raw materials	Plastics	Kg	12,565,088	13,869,164	15,220,931	15,978,078	15,347,852
		Glass fibre	Kg	3,021,810	9,499,238	11,711,282	9,730,540	9,937,401
		Coating	Kg	58,742	58,554	61,419	47,375	43,751
		Other (e.g. Iso, Polyol, Telene, Resin)	Kg	1,202,849	2,001,116	2,068,629	3,003,466	3,837,398
S	Accidents	Fatal accidents	Number	0	0	0	0	0
		LTI (accidents resulting in min. One day of absence)	Number	27	26	36	38	35
		LTIFR (accidents per million working hours)	Number	9.6	8.1	10.7	10.4	9.0

# ESG-DATA / 2



ESG	Category	Item	Unit	2016	2017	2018	2019	2020
S	Accidents	Working hours	Hours	2,685,516	2,987,869	3,277,211	3,528,715	3,700,898
		Working hours (temporarily employed)	Hours	118,551	226,578	92,734	118,235	196,892
		Working hours incurred (total)	Hours	2,804,067	3,214,447	3,369,945	3,646,950	3,897,790
	Gender ratio	Men	Number	881	999	1,012	1,116	1,181
		Women	Number	825	951	1,048	1,105	1,078
		Men/women	%	51.6/48.4	51.2/48.8	49.1/50.9	50.2/49.8	52.3/47.7
		Female executives	%	21	18	17	24	25
G	Diversity on the Board of Directors	Men/women	M/W	5/0	4/1	4/1	4/1	3/1
	Board independence	Independent members	%	20	40	40	40	50
	Diversity in Group Management	No. Of executives	M/W	2/0	2/0	2/0	2/0	3/1
	CEO pay ratio	CEO remuneration/average employee salary in the Group	Ratio	16.2	18.7	19.9	20.7	16.9
	Whistleblower hotline	Incident reports	Number	-	-	-	0	0
	Taxation	Employees	DKK	-	-	-	-	147,304,928

*Further information:*

Frank Gad, CEO  
SP Group A/S, Snavevej 6-10,  
DK-5471 Søndersø  
Phone: +45 7023 2379 / +45 3042 1460  
E-mail: [fg@sp-group.dk](mailto:fg@sp-group.dk)  
[www.sp-group.dk](http://www.sp-group.dk)